




SOPPEC
LINE

Technima 





Whether used to structure spaces, to delimit an area or to optimize traffic flows, the domains where efficient and effective line marking is essential are both wide and varied. These can range from factories and warehouses where they are needed to ensure current labour regulations are respected and to improve safety by reducing transport risks, to marking-out sports fields or private car parks.

The SOPPEC LINE range of marking solutions is designed to meet all these needs with its purpose-designed application accessories and aerosol spray paints.

LINE MARKING PAINTS	4
TRACING	6
TRACING PLUS	8
TRACING SPORT	10
PROTECT LINE	12
MARKING PAINTS AND ACCESSORIES	14
LINE MARKING TROLLEYS	15
4 WHEEL TROLLEYS WITH STORAGE FOR AEROSOLS CANS	15
TRACING SPORT TROLLEYS	16
STENCILS	17
HANDHELD AEROSOL GUN	18
STENCILS FOR HEALTH CRISIS	19
COMMON USES	20



LINE-MARKING PAINTS

The line marking paints designed by TECHNIMA meet the multiple requirements of durable, high-performance marking.

Whether the lines are to be marked indoors or outdoors, the TRACING products by TECHNIMA provide the solution for the vast majority of needs.

ENVIRONMENT AND SAFETY

- Our products are designed without CMR compounds (carcinogenic, mutagenic and reprotoxic...)
- Without Hexan et Methanol, Toluen et Xylen
- Without heavy metals such as Lead (Pb), Cadmium (Cd), ...
- Without Environmental Hazard statement n° 412 : "toxic to aquatic organisms long-term damage to the ecosystem"
- Our labels are in compliance with EU regulation n° 1272/2008 and with its adaptation

ADVANTAGES

- Use head down, adjust the position of the aerosol in the equipment used to give an application height that produces the desired line width.
- **BEFORE USE:** Shake the can vigorously in an upside down position to thoroughly mix the paint, continue shaking even after having clearly heard the ball bearings.
- **AFTER USE:** Purge head up (until gas only comes out) to clean the valve and nozzle.



QSE CERTIFIED MANAGEMENT SYSTEM

.....

Our integrated QSE management system is based on 3 certifications, ISO 9001 for Quality, ISO 14001 for the Environment and OHSAS 18001 for Health and Safety. Within these 3 complementary fields, TECHNIMA own approach is based on risk analysis and prevention, continuous performance improvements, regulatory compliance and customers satisfaction.

Since 2004, our triple certification has been successfully renewed every 3 years. The range is adapted to the needs for precision, visibility and durability.

STORAGE & HANDLING

.....

Aerosols should be stored at a temperature of between 15°C and 25°C and between 50% and 60% relative humidity.

Storage time before use, if stored correctly as above : 4 years

Do not expose to temperatures above 50°C.

Keep away from sources of ignition, heat and sunlight.

As with any other handling and storage operations, NO SMOKING is very strongly recommended.

PACKAGING INFORMATION

.....

Aerosols of 650 ml gross volume and a net volume of 500 ml/ Tracing 500ml are delivered on film-wrapped palettes of 75 boxes, each box containing 12 aerosols.

All Aerosols of 1000 ml gross volume and 750ml net volume (Tracing 750, Tracing Plus and Tracing Sport) are delivered on film-wrapped palettes of boxes, each box containing 6 aerosols.

TRACING

LINE MARKING PAINTS [500 and 750ml]

TRACING® line marking paints is used to mark-out surfaces and optimize traffic flows both indoors and out: logistics warehouses, sports centres, grass sports fields, cycle paths or car parks. TRACING® is ideal for marking-out floors and other ground surfaces in **low-traffic areas**. The 750ml offers the best value for money for outdoor marking.

WHITE
500ML I51600
750ML I51800



BLUE
500ML I51601
750ML I51801



YELLOW
500ML I51602
750ML I51802



BLACK
500ML I51603
750ML I51803



RED
500ML I51604
750ML I51804



GREEN
500ML I51605
750ML I51805



Line width 4 cm to 10cm	1 x 500 ml aerosol		1 box of 12 x 500 ml aerosols		1 x 750 ml aerosols	
	1 coat	2 coats	1 coat	2 coats	1 coat	2 coats
One slow application	50m	25m	600m	300m	75m	37m
Rapid application	75m	37m	900m	450m	110m	55m



PROPERTIES

- Excellent adhesion.
- Good weather resistance and fast drying: 15 to 20 minutes or less.
- Crisp, sharp lines thanks to its purpose-designed nozzle.
- Application temperature: from +5°C to 50°C.

SPECIFICATIONS

Composition

Binder: thermoplastic acrylic

Pigments: mineral and organic, lead and cadmium-free

Solvents: a complex blend free from chlorinated solvents and aromatic compounds (toluene, xylene, etc)

Propellant: a specific mix of isobutane and propane

Application method

Manually or using our application equipment (4-wheel marking trolley, hand gun, see page 15)
Drying Time: 15 to 20 min

Health and safety

Safety data sheets are available free of charge on the internet: www.quick-fds.com
CLP labelling with a single pictograph.



Recommendation for use

- **Use head down, adjust the position of the aerosol in the equipment used to give an application height that produces the desired line width.**
- **BEFORE USE:** Shake the can vigorously in an upside down position to thoroughly mix the paint, continue shaking even after having clearly heard the ball bearings.
- **AFTER USE:** Purge head up (until gas only comes out) to clean the valve and nozzle.

GENERAL CONDITIONS FOR USE

Whatever the nature of the surface, the following conditions are essential for the optimal application of TRACING®

Correct preparation of the surface to be painted is imperative to obtain excellent paint adhesion. Thoroughly clean the surface to ensure that it is free from dust, dirt, grease, etc.

Relative humidity should be between 10% and 50%.

The application temperature should not be below 5°C.

For a good quality line, the first coat should be applied quickly (print layer); on the other hand, the second and optional third coats should be applied more slowly to obtain the desired coverage.

Recommendations by surface type:

• CONCRETE

Before applying Tracing® to a new concrete surface, allow a minimum of 3 to 4 weeks for complete drying (French building trades standards) and the elimination of acidity.

• ASPHALT

It is advisable to wait at least 15 days before line-marking a new asphalt surface in order to avoid any alteration to the quality of the marking.

- Special conditions applicable to "synthetic" (plastic, PVC, varnishes) and painted (epoxy, PU) floor surfaces.

In this domain, there are several different types of paint and the paint used for the floor may be incompatible with TRACING® (resulting in poor adhesion). We therefore recommend carrying out a test beforehand for these specific types of surface.

Lines can be given a protective coating of our PROTECT LINE varnish (see page 12) for improved longevity and dirt resistance.



TRACING PLUS

TRACING® PLUS LINE MARKER

“HIGH PERFORMANCE”

NSF certified for use by the food industry.

Being particularly dirt-resistant, it is ideal for marking lines in **high-traffic areas** such as factory floors and logistics warehouses.

With its 750 ml packaging, TRACING® PLUS offers durable and economical marking, notably indoors. NSF certified to comply with use in food processing facilities.

WHITE
151700

BLUE
151701

YELLOW
151702

BLACK
151703

RED
151704

GREEN
151705



Line width 4 cm to 10cm	1 x 750 ml aerosol	
	a single coat	2 coats
One slow application	100M	50m
Rapid application	150m	75m

PROPERTIES

.....

- Excellent adhesion and high resistance to mechanical wear.
- Excellent resistance to dirt.
- Crisp, sharp lines thanks to its purpose-designed nozzle.
- Rapid drying: approximately 15 to 20 min.
- Application temperature: from +5°C to 50°C.
- **NSF “non-food compound” certified**, usable in food storage areas or where food products are manufactured.

NSF is the most know organism over the World. Registration number 149 448. Catregory code P1.

SPECIFICATIONS

.....

Composition

Binder: thermoplastic acrylic

Pigments: mineral and organic, free from lead and cadmium

Solvents: a complex blend free from chlorinated solvents and aromatic compounds (toluene, xylene, etc)

Propellant: dimethyl ether

Application method

Manually or using our application equipment (4-wheels marking trolley, hand gun, see page 15)

Drying Time: 15 to 20 min

Health and safety

Safety data sheets are available free of charge on the internet: www.quick-fds.com

CLP labelling with a single pictograph



GENERAL CONDITIONS FOR USE

.....

Whatever the nature of the surface, the following conditions are essential for the optimal application of

TRACING® PLUS:

Correct preparation of the surface to be painted is imperative to obtain excellent paint adhesion.

Thoroughly clean the surface to ensure that it is free from dust, dirt, grease, etc.

Relative humidity should be between 10% and 50%.

The application temperature should not be below 5°C.

For a good quality line, the first coat should be applied quickly (print layer); on the other hand the second and optional third coats should be applied more slowly to obtain the desired coverage.

Recommendations by surface type:

• CONCRETE

Before applying TRACING PLUS® to a new concrete surface, allow a minimum of 3 to 4 weeks for complete drying (French building trades standards) and the elimination of acidity.

• ASPHALT

It is advisable to wait at least 15 days before line-marking a new asphalt surface in order to avoid any alteration to the quality of the marking.

• Special conditions applicable to “synthetic” (plastic, PVC, varnishes) and painted (epoxy, PU) floor surfaces.

In this domain, there are several different types of paint and the paint used for the floor may be incompatible with TRACING® PLUS (resulting in poor adhesion). We therefore recommend carrying out a test beforehand for these specific types of surface.

Lines can be given a protective coating of our PROTECT LINE varnish (see page 12) for improved longevity and dirt-resistance.

RECOMMENDATIONS FOR USE

.....

• Use head down, adjust the position of the aerosol in the equipment used to give an application height that produces the desired line width.

• **BEFORE USE:** Shake the can vigorously in an upside down position to thoroughly mix the paint, continue shaking even after having clearly heard the ball bearings.

• **AFTER USE:** Purge head up (until gas only comes out) to clean the valve and nozzle.



TRACING SPORT

TRACING® SPORT [750 ml]

TRACING® SPORT, the line marking solution specifically designed for **multisport grass sports fields**. TRACING® SPORT is available as a 750 ml aerosol (net volume) and meets the most demanding requirements for high quality marking. TRACING® SPORT is applied using a marking trolley specifically designed for grass sports fields:

WHITE
151800SPO



BLUE
151801SPO



YELLOW
151802SPO



BLACK
151803SPO



RED
151804SPO



GREEN
151805SPO



Line width 4 cm to 10cm	1 x 750 ml aerosol	
	a single coat	2 coats
One slow application	75m	37m
Rapid application	110m	55m



PROPERTIES

.....

- Crisp and precise marking thanks to its purpose-designed nozzle
- Rapid drying (15-20 min)
- Excellent coverage
- Specially-designed formulation that will not damage the grass
- Weatherproof for long-term marking
- Temperature of use: +5° to 50°C

SPECIFICATIONS

.....

Composition

Binder: acrylic

Pigments: mineral and organic, free from lead and cadmium

Solvents: a complex blend free from chlorinated solvents and aromatic compounds (toluene, xylene, etc)

Propellant: a specific mix of isobutane and propane

Application method

Manually or using our application equipment (4 wheel marking trolley, see page ..)

Drying Time: 15 to 20 min

Health and safety

Safety data sheets are available free of charge on the internet: www.quick-fds.com

CLP labelling with a single pictograph



GENERAL CONDITIONS FOR USE

.....

For a good quality line, the first coat should be applied quickly (print layer); however the second and optional third coats should be applied more slowly to obtain the desired coverage.

For maximum visibility, a 2-coat application (with a rapid first application) is recommended.

Marking applied to wet or damp grass will have a shorter life.

Whenever possible apply to dry ground.

RECOMMENDATIONS FOR USE

.....

- Use head down, adjust the position of the aerosol in the equipment used to give an application height that produces the desired line width.

- **BEFORE USE:** Shake the can vigorously in an upside down position to thoroughly mix the paint, continue shaking even after having clearly heard the ball bearings.

- **AFTER USE:** Purge head up (until gas only comes out) to clean the valve and nozzle.

PROTECT LINE

WATER-BASED PROTECTIVE VARNISH

PROTECT LINE is an aqueous phase protective varnish that lengthens the life of lines marked using paint from the TRACING and TRACING PLUS ranges by improving resistance to heavy traffic. Apply 1 or 2 coats using a roller, brush or spray. Waterproofs and protects against stains and dust. Good resistance to scuffing and scratching.



REFERENCE
442200



PROPERTIES

- High dry-extract level (33% +/-2%)
- Appearance: milky white becoming transparent when dry
- Finish: satin
- Quantity required: 15 a 50 m²/l depending on the application surface and dilution
- Drying: 2 to 4 hours
- Time before the surface can be used (traffic-ready): 24 to 48 hours
- Application temperature: +5°C to +30°C
- Density: 1.05

SPECIFICATIONS

Composition

Aqueous dispersion of acrylic resins mixed with a wax emulsion.
White, odourless liquid that can be diluted with water forming a transparent satin-finish coat once dry.

Application method

Manually or using our application equipment (paint roller...)
Drying Time: 15 to 20 min

Health and safety

Safety data sheets are available on the internet free of charge: www.quick-fds.com


RECOMMENDATION FOR USE

- Easy to use, containing only one component, it requires neither special training nor any sophisticated application equipment.
- Dilution: can be used neat or diluted with water (between 5% and 15%) according to requirements
- Sensitive to frost
- The unused product should be stored at a temperature between 5°C and 25°C in a dry, well-ventilated area
- Store in a frost-free place, can be kept for 18 months in the original, unopened packaging
- Keep all packaging tightly closed, carefully close after opening and keep upright
- Keep away from sources of ignition, heat and sunlight

MARKING PAINT ACCESSORIES AND RELATED PRODUCTS

For the use of marking sprays, TECHNIMA offers a range of marking trolleys depending on the nature of the surface and the work involved.

Also, a range of stencils allows to complete the offer.



4-WHEELS TRACING TROLLEY BLACK

The 4-wheels tracing trolley black is specifically designed for the TRACING® and TRACING PLUS® range of line markers. It allows to store aerosols while tracing the line.

SPECIFICATIONS

- A multipurpose tool that adapts to take both 500ml aerosols and the larger 750ml size.
- Use of one or two cans possible for better coverage
- Weight: 12kg
- Adjust grip for left and right handed use
- Stable, strong wheels
- Possibility to store 4 aerosols
- Dimensions : 61x40x35 cm

APPLICATION

- Can be used on different surfaces (CONCRETE, ASPHALT...) for many uses
- Car parks, roads and paths
- All types of storage areas and warehousing ...
- Used to mark along walls or corners



REF.
441613

TRACING® SPORT TROLLEY



This trolley is specially designed for marking grass sports fields.
It can also be used on other surfaces using products from the TRACING® range.

PROPERTIES

- A very strong frame and 4 pneumatic wheels giving an excellent stability during marking.
- We can adjust the spray position height for line widths of 5 cm to 12 cm. Ideal for marking multisport grass fields.
- Comfortable to use with height-adjustable double handlebars, offset to give a clear view of the line during marking.
- Handlebars can be dismantled for easy transport.
- Storage capacity for 6 additional aerosols.
- Wind protection.

Example of use:

*To mark out a football field,
5-7 TRACING® SPORT aerosols will be required
for the initial marking, 4 aerosols
will then be sufficient for regular maintenance
(every 2 weeks).*

**REFERENCE
441610**



HANDHELD AEROSOL GUN



The new plastic aerosol gun grip from TECHNIMA is lightweight and purpose-designed for professional line marking. With its new design and new materials, it meets the needs of the most demanding users. Can be used with aerosol cans of various sizes and can be personalised for your own brand, it is also an essential tool when marking with stencils. Avoids discomfort and reduces the fatigue caused by long periods of marking.

Marking accessories (straight lines/circles): cord reel and pickets.



REFERENCE
432447



STENCILS



A range of standard stencils is available: arrows, numbers, current symbols such as pedestrian crossing
 These are 1 mm thick PVC stencils; they can be reusable after cleaning with a solvent.

DISABLED
 250 MM X 300 MM
 RÉF. 451720

LETTERS K TO T
 140 MM X 210 MM
 RÉF. 451724

LARGE ARROW HEAD
 530 MM X 380 MM
 RÉF. 451726

ZEBRA
 1300 mm X 400 mm
 (Reusable PVC 0.2 mm thick)
 RÉF. 451760

DISABLED 1000 MM X 1200 MM
 (PVC 0.2 mm thick reusable and in 2 parts)
 RÉF. 451757

LETTERS U TO Z
 140 MM X 210 MM
 RÉF. 451725

SCHOOL WARNING SYMBOL
 450 MM X 850 MM
 RÉF. 451728

ELECTRIC CAR
 300 MM X 600 MM
 RÉF. 451758

PEDESTRIAN CROSSING
 400 MM X 740 MM
 RÉF. 451756

« STOP » SYMBOL
 800 MM x 400 MM
 RÉF. 451729

2 ARROWS TAILS
 550 MM X 150 MM
 RÉF. 451727

ELECTRIC CAR
 600 MM X 1200 MM
 RÉF. 451759

LETTERS A TO J
 140 MM X 210 MM
 RÉF. 451723

SYMBOL NUMBERS 0 TO 9
 120 MM X 210 MM
 RÉF. 451722

CYCLE LANE
 850 MM X 450 MM
 RÉF. 451755



STENCILS FOR HEALTH CRISIS



Stencils for health crisis SOPPEC are ideal for limiting contact and indicating the right barrier gestures to adopt in the fight against the spread of the coronavirus.

These stencils are intended for establishments receiving the public (pharmacy, supermarket, shopping centre, administration, bank, schools...).

They are reusable and can be cleaned with a solvent.



MANDATORY 2-PART MASK STENCIL
350 MM x 350 MM
REF. 451761



MANDATORY 2-PART MASK STENCIL
800 MM x 800 MM
REF. 451762



DIRECTIONAL ARROW STENCIL
800 MM x 600 MM
REF. 451765



2-PART DISTANCE STENCIL
350 MM x 350 MM
REF. 451763



2-PART DISTANCE STENCIL
800 MM x 800 MM
REF. 451764




STENCIL IMPRESSIONS STOP
800 MM x 600 MM
REF. 451766





COMMON USES


PRODUCT PERFORMANCES	PRIVATE PARKING, PRIVATE ROADS CIRCULATION (ASPHALT ,CONCRETE)	SCHOOL MARKING, MULTISPORTS FIELDS, ASPHALT, CONCRETE	HORIZONTAL MARKING: FACTORY HALL, LOGISTIC WAREHOUSES	HORIZONTAL MARKING STORAGE AND PRODUCTION FOOD SUPPLIES	MARKING GRASS SPORTS FIELDS (AMERICAN FOOTBALL, HAND BALL, GOLFS...)
VISIBILITY OF LINES	+++	+++	++	++	++++
USE ON WET SURFACE	+++	+++	+++	++	++
MARKING DURATION	++	++	+++	++	+
TEMPERATURE OF USE	5°/50°C	5°/50°C	5°/50°C	5°/50°C	5°/50°C
STAINS RESISTANT	++	++	+++	+++	+
SMOOTH GROUNDS ADHESION	+	+	+++	+++	-
TEAR RESISTANT	+++	++	+++	+++	+
COVERING POWER	++	++	+++	+++	++
CERTIFICATION 	-	-	+++	+++	-
MORE ENVIRONMENTALLY FRIENDLY PRODUCTS	Tracing and Tracing 750	Tracing and Tracing 750	Tracing Plus	Tracing Plus	Tracing Sport
APPLICATION ACCESSORIES	4-wheels Trolley, Sport Trolley			Specific Sport Trolley	
COMPLEMENTARY PRODUCTS	Stencils, Protect line			Stencils	



NOTES



NOTES





Technima Central
Kreuzerweg 13 77955 Ettenheim
GERMANY
T. +49(0) 7822 789 00 00
central@technima.com

Technima Nordic
Krokslätts torg 5 SE-431 37 Mölndal
SWEDEN
T. +46 (031) 102 190
info.nordic@technima.com

Technima Benelux
Hambakenwetering 22A
5231 DC 's- Hertogenbosch
NETHERLANDS
T. +31 736 314 345
benelux@technima.com

CIA Technima SUD EUROPA
SRL- Via Santa Brigida,
43- 10060 Roletto (TO)
ITALY
T. +39 0121 542 542
ciasudeuropa@technima.com

Technima France
Z.I. 16440 NERSAC
FRANCE
Tél. +33 (0)5 45 90 93 12
Fax. +33 (0)5 45 90 58 67
technimafrance@technima.com

www.technima.com